



MSME Registered Supplier



Patel Software | Ahmedabad | +91 987 999 2357, +91 787878 6979 | tallyplus@gmail.com

© 2024 Patel Software. All rights reserved.

Tally, Tally 9, Tally9, Tally.ERP, Tally.ERP 9, Shoper, Shoper 9, Shoper POS, Shoper HO, Shoper 9 POS, Shoper 9 HO, TallyDeveloper, Tally.Server 9, Tally Developer, Tally. Developer 9, Tally.NET, Tally Development Environment, TallyPrime, TallyPrimeDeveloper, TallyPrime Server, Tally Extender, Tally Integrator, Tally Integrated Network, Tally Service Partner, TallyAcademy & Power of Simplicity are either registered trademarks or trademarks of Tally Solutions Pvt. Ltd. in India and/or other countries. All other trademarks are properties of their respective owners.

Version: Patel Software / MSME Registered Supplier / TPRM 4.0.1 / Apr'2024

MSME Registered Supplier

Introduction

With this Add-on, we can get New Option in Ledger Master to enter MSME Number.

Benefits

- Using this Add-on, it indicates/shows MSME Number with Party/Supplier Ledger.

Description

This Add-on helps to get New Option to Enter MSME Number in Ledger Master and MSME Number shows with Ledger Report, & Outstanding Report with Option to Show or Hide. So we can easily get indication of MSME Supplier, as per India Govt. Act, Payment terms is 45 Days for MSME Suppliers.

What's New?

Compatible with Latest Release Tally Prime 4.0. & New Features Added

In Add-on Release TPRM 4.0.1 New Features Added, Now can set/enter Parties MSME Type & Activity in Ledger Master, and same can show in Outstanding Report with separated columns

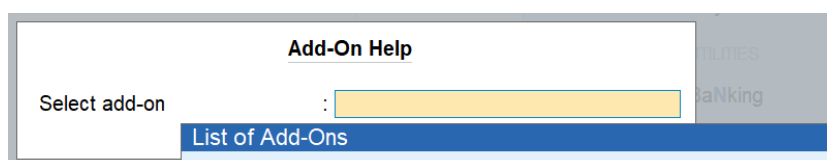
Important!

Take back up of your company data before activating the Add-on.

Once you try/purchase an Add-on, follow the steps below to configure the Add-on and use it.

Setup Guide

1. Update your license by going to **Gateway of Tally → F1: Help → Settings → License → Manage License → F5: Update**
(In case you are using a multi-site account, you will need to configure TallyPrime to activate the Add-on for a particular site. Click [here](#) for the steps.)
2. Shut down and Restart TallyPrime and open your company.
3. Press **Ctrl + Alt + H** at any menu screen to open the user manual. In case of multiple Add-on, **Add-On Help** screen will pop-up to select Add-on Manual.

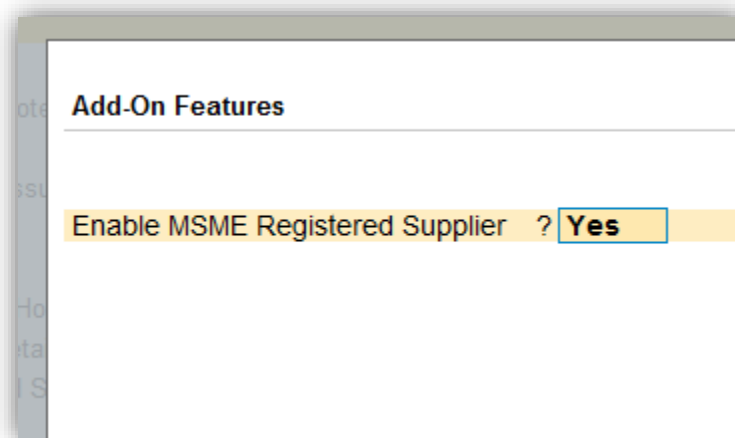


4. Activate the Add-on.

For Tally Prime Release 1.0 onward

Go to **Gateway of Tally** → **F1: Help** → **TDL & Add-On** → **F6: Add-On Features**. Alternatively, you may press **CTRL + ALT + T** from any menu to open TDL Management report and then press **F6: Add-On Features**

Set “Yes” to the option “**Enable MSME Registered Supplier?**”



5. Add-on details with images

From Gateway of Tally > Alter > Ledger > Select a Ledger OR from Gateway of Tally > Create > Ledger > In below screen as shown;

Mailing Details	
Name	: ABC Buyer
Address	: Sola Road Naranpura Hhh
State	: Gujarat
Country	: India
Pincode	:
Primary Mobile No.	: +91 - 7878786979
Provide multiple Mobile Nos.	: No
Default WhatsApp No.	: ♦ Primary Mobile No. (+91-7878786979)
Provide Contact Details	: No
Banking Details	
Provide bank details	: No
MSME/Udyam No.	: UDYAM-GJ-01-0123456
Enterprise Type	: Small
<i>(PAN is mandatory for e-TCS, should be of 10 Characters)</i>	
Provide PAN details	: No
Registration type	: Regular

Type of Enterprise
 ♦ Not Applicable
 ♦ Unknown
 Medium
 Micro
Small
 Un-Registered

NOW CAN SET PARTIES MSME TYPE & ACTIVITY ALSO

MSME/Udyam No. : UDYAM-GJ-01-0123456
 Enterprise Type : **Small** Activity : **Service**
(PAN is mandatory for e-TCS, should be of 10 Characters)

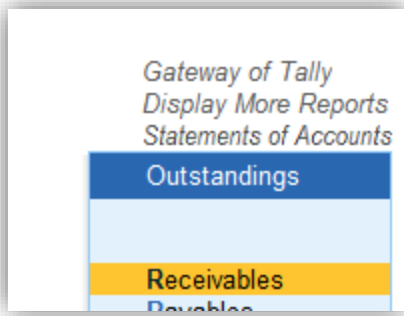
Line shows after PAN/IT No. Line **“MSME/Udyam No.”**
 Enter MSME Number of Supplier and save, if Supplier is Registered under MSME/udyam.
New Line Added for Type of Enterprise, & Activity.

Now Open Ledger from Gateway of Tally > Display More Report > Account Book > Ledger
 Select Ledger having MSME Number in Master.

It shows MSME Number Line just below Ledger Name

Date	Particulars	Vch Type	Vch No
Ledger: ABC Buyer			
MSME Number: UDYAM-GJ-01-0123456 (Small)			
Opening Balance			
1-Oct-23	Sales	Sales GST	4
30-Oct-23	Sales	Sales GST	4
31-Oct-23	Sales	Sales GST	5
31-Oct-23	Sales	Sales GST	7
31-Oct-23	Cash	Cash Receipt	7
31-Oct-23	Sales	Sales	7
31-Oct-23	Sales	Sales GST	7
31-Oct-23	Sales	Sales GST	7

Now Open Outstanding Report from Gateway of Tally > Display More Report > Statement of Account > Outstanding > Receivable



In this report Click Button F12: Configure

It shows new line at last "Show MSME Number?" set it to YES

Date	Ref. No.	Party's Name
-Apr-20	4	Ashok Kumar & Co.
1-Mar-21	1212	ABC Buyer Co.
-Apr-21	101	ABC Company LTD
-Apr-21	1	ABC Company LTD
-Apr-21	1	Bhagwati Stationers
-Apr-21	22	Bhagwati Stationers
-May-21	RefNo.B1111	ABC Buyer Co.
-May-21	102	ABC Company LTD
-May-21	3	Ashok Kumar & Co.
-May-21	7	Ashok Kumar & Co.
-May-21	2	Bhagwati Stationers
-May-21	B0001	Bhagwati Stationers
-Jun-21	103	ABC Company LTD
-Jul-21	104	ABC Company LTD
-Aug-21	105	ABC Company LTD
-Sep-21	106	ABC Company LTD
-Oct-21	107	ABC Company LTD
-Oct-21	11	Ashok Kumar & Co.
-Oct-21	14	ABC Buyer Co.
-Oct-21	16	Bhagwati Stationers
-Nov-21	108	ABC Company LTD
-Dec-21	109	ABC Company LTD

Configuration

Type of Grouping : **Bill-wise**

Show Opening Amount : **No**

Show Due On : **Yes**

Show Overdue Days/Bill age in Days : **Yes**

Show Overdue Days from Bill Date : **No**

Format of Report : **Condensed**

Show Inventory details : **No**

Show Order Number details : **No**

Show Narrations : **No**

Display name for Ledgers : **Name Only**

Sorting Method for Bills : **Default**

Sorting Method for Party : **Default**

Show MSME Number ? **Yes**

It shows MSME Number for the Ledger having in Master

Group : ♦ All Items

Date	Ref. No.	Party's Name	MSME Number
1-Mar-21	1212	ABC Buyer	UDYAM-GJ-01-0123456 (Small)
-Apr-21	101	ABC Company LTD	
-Apr-21	1	Bhagwati Stationers	BHGMSME2597 (Medium)
-Apr-21	22	Bhagwati Stationers	BHGMSME2597 (Medium)
-May-21	RefNo.B1111	ABC Buyer	UDYAM-GJ-01-0123456 (Small)
-May-21	102	ABC Company LTD	
-May-21	3	Ashok Kumar & Co.	989898 (Small)
-May-21	7	Ashok Kumar & Co.	989898 (Small)
-May-21	2	Bhagwati Stationers	BHGMSME2597 (Medium)
-May-21	B0001	Bhagwati Stationers	BHGMSME2597 (Medium)
-Jun-21	103	ABC Company LTD	
-Jul-21	104	ABC Company LTD	
-Aug-21	105	ABC Company LTD	
-Sep-21	106	ABC Company LTD	
-Oct-21	107	ABC Company LTD	
-Oct-21	11	Ashok Kumar & Co.	989898 (Small)
-Oct-21	14	ABC Buyer	UDYAM-GJ-01-0123456 (Small)
-Oct-21	16	Bhagwati Stationers	BHGMSME2597 (Medium)
-Nov-21	108	ABC Company LTD	
-Dec-21	109	ABC Company LTD	
1-Jan-22	110	ABC Company LTD	
-Feb-22	27	ABC Company LTD	
-Feb-22	14	Xyz	
-Feb-22	9	ABC Buyer	UDYAM-GJ-01-0123456 (Small)
1-Mar-22	20	ABC Buyer	UDYAM-GJ-01-0123456 (Small)

NOW IN NEW RELEASE TPRM 4.0.1 OF ADD-ON, MSME Enterprise Type & Activity shows in separate column

Group : ♦ All Items
Details of : Pending Bills

1-Apr-24 to 1-May-24

Date	Ref. No.	Party's Name	MSME Number	MSME Type	Activity	Pending Amount	Due on	Overdue by days
1-Mar-21	1212	ABC Buyer (New Group - North Debtors)	UDYAM-GJ-01-0123456	(Small)	(Service)	20,436.83	30-Apr-21	1097
-Apr-21	101	ABC Company LTD	UDYAM-GJ-01-0122222	(Small)	(Manufacturer)	2,200.00	11-Apr-21	1116
-Apr-21	1	Bhagwati Stationers	BHGMSME2597	(Micro)	(Manufacturer)	21,240.00	1-Apr-21	1126
-Apr-21	22	Bhagwati Stationers	BHGMSME2597	(Micro)	(Manufacturer)	212.40	1-Apr-21	1126
-May-21	RefNo.B1111	ABC Buyer (New Group - North Debtors)	UDYAM-GJ-01-0123456	(Small)	(Service)	1.00	1-May-21	1096
-May-21	102	ABC Company LTD	UDYAM-GJ-01-0122222	(Small)	(Manufacturer)	2,200.00	11-May-21	1086
-May-21	3	Ashok Kumar & Co.	UDYAM-GJ-01-0122233	(SMALL)	(Traders)	11,201.18	16-May-21	1081
-May-21	7	Ashok Kumar & Co.	UDYAM-GJ-01-0122233	(SMALL)	(Traders)	4,656.00	16-May-21	1081
-May-21	2	Bhagwati Stationers	BHGMSME2597	(Micro)	(Manufacturer)	1,000.01	1-May-21	1096
-May-21	B0001	Bhagwati Stationers	BHGMSME2597	(Micro)	(Manufacturer)	513.00	8-May-21	1089
-Jun-21	103	ABC Company LTD	UDYAM-GJ-01-0122222	(Small)	(Manufacturer)	1,199.54	11-Jun-21	1055
-Jun-21	104	ABC Company LTD	UDYAM-GJ-01-0122222	(Small)	(Manufacturer)	2,796.00	11-Jul-21	1025
-Jul-21	105	ABC Company LTD	UDYAM-GJ-01-0122222	(Small)	(Manufacturer)	62,680.00	11-Aug-21	994
-Sep-21	106	ABC Company LTD	UDYAM-GJ-01-0122222	(Small)	(Manufacturer)	43,466.14	11-Sep-21	963
-Oct-21	107	ABC Company LTD	UDYAM-GJ-01-0122222	(Small)	(Manufacturer)	80,122.00	11-Oct-21	933
-Oct-21	11	Ashok Kumar & Co.	UDYAM-GJ-01-0122233	(SMALL)	(Traders)	9,99,000.01	16-Oct-21	928
-Oct-21	14	ABC Buyer (New Group - North Debtors)	UDYAM-GJ-01-0123456	(Small)	(Service)	834.40	2-Oct-21	942
-Oct-21	16	Bhagwati Stationers	BHGMSME2597	(Micro)	(Manufacturer)	1,513.00	2-Oct-21	942

Now Open any Ledger for outstanding

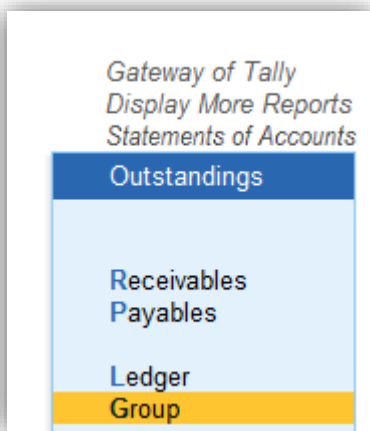
it shows MSME Number below Ledger Name



Ledger : ABC Buyer	
MSME Number: UDYAM-GJ-01-0123456 (Small)	
Date	Ref. No.
31-Mar-21	1212
1-May-21	RefNo.B1111
2-Oct-21	14
2-Feb-22	0

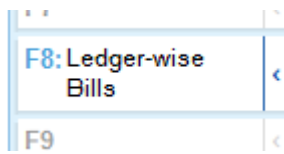
Now select a Group for Outstanding

And in Group Outstanding Report Click F12: Configure And Set YES to "Show MSME Number"



Configuration	
Type of Grouping	: Group-wise
Show Party's Contact details	: No
Show Nett Balances	: No
Format of Report	: Condensed
Expand all levels in Detailed format	: No
Display name for Ledgers and Groups	: Name Only
Show Base Currency	: No
Sorting Method	: Default
Show MSME Number	? <input checked="" type="text" value="Yes"/>

Particulars	MSME Number
Sales Bills to Make	
ABC Buyer	UDYAM-GJ-01-0123456 (Small)
ABC Company LTD	
AGGARWAL STEEL COMPANY	MSMEAGGRSTC (Small)
Amazon E-Commerce	
A R PACKAGING	
Ashok Kumar & Co.	989898 (Small)
Bhagwati Stationers	BHGMSME2597 (Medium)
Customer	
Hasmukh Patel	
KOMAL ENTERPRISES	



Now Click **F9** < **F8: Ledger-wise Bills**

		Ashok Kumar & Co.	UDYAM-GJ-01-3535498 (Medium)
1-May-21	3		
1-May-21	7		
1-Oct-21	11		
		Bhagwati Stationers	BHGMSME2597 (Medium)
1-Apr-21	1		
1-Apr-21	22		
1-May-21	2		
1-May-21	80001		

Also showing in Ageing Report

Group : Sundry Debtors						1-Apr-23 to 31-Oct-		
Date	Ref. No.	Party's Name	Opening Amount	Pending Amount	(< 45 days)	(> 45 days)	Due	
		ABC Buyer						
		UDYAM-GJ-01-0123456 (Small)						
31-Mar-21	1212		20,436.83 Dr	20,436.83 Dr		20,436.83 Dr	30-Apr-	
1-May-21	RefNo.B1111		1.00 Dr	1.00 Dr		1.00 Dr	1-May-	
2-Oct-21	14		834.40 Dr	834.40 Dr		834.40 Dr	2-Oct-	
2-Feb-22	9		20.00 Dr	20.00 Dr		20.00 Dr	2-Feb-	
31-Mar-22	20		264.00 Dr	264.00 Dr		264.00 Dr	31-Mar-	
31-Mar-22	21		264.00 Dr	1,199.00 Dr		1,199.00 Dr	31-Mar-	
31-Mar-22	22		2,200.00 Dr	2,200.00 Dr		2,200.00 Dr	31-Mar-	

FAQ

Which version/release of Tally Prime does the add-on support?

This add-on will work only from Tally Prime Release 1.0

How will I get support for this add-on?

For any functional support requirements please do write to us on tallyplus@gmail.com or call us at + 919879992357. Alternatively, you can send a support query to support@tallysolutions.com.

If I need some enhancements / changes to be incorporated for the add-on, whom should I contact?

Please to write to us on tallyplus@gmail.com with your additional requirements and we will revert to you in 24 business hours.

Will new features added be available to us?

We offer One Year availability of all support and new features free of cost. After one year, nominal subscription cost will be applicable to you to continue to get free support and updates.

What will happen after one year?

A subscription for a year has to be renewed for the Add-On. The cost would be 20% of the MRP prevailing at that time, of the Add-On.

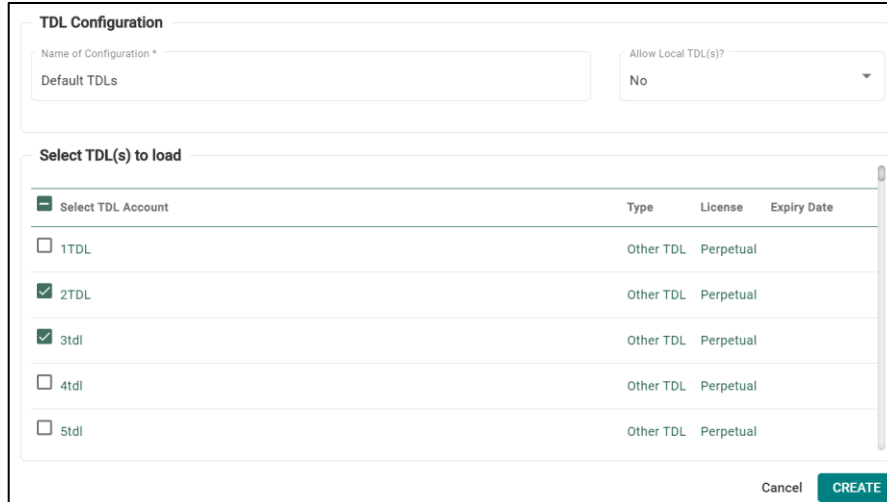
I am using a multi-site. Can I use the same Add-on for all the sites?

No, one Add-on will work only for one site. You need to purchase again if you want to use the same Add-on for more sites.

How do I configure the add-ons for multi-site?

If you are a Tally Prime Multi site user, add the Add-on to the required site as follows:

- a. **Gateway of Tally → F1: Help → Settings → License → Manage Account.** This shall open control Centre on Tally Portal / Website
- b. Go to **TDL Management → TDL Configuration → Select the site's default TDL**
- c. Under '**Select TDL Account**', select the Add-on Name and Click on Create / Accept button.



Select TDL Account	Type	License	Expiry Date
<input type="checkbox"/> 1TDL	Other TDL	Perpetual	
<input checked="" type="checkbox"/> 2TDL	Other TDL	Perpetual	
<input checked="" type="checkbox"/> 3tdl	Other TDL	Perpetual	
<input type="checkbox"/> 4tdl	Other TDL	Perpetual	
<input type="checkbox"/> 5tdl	Other TDL	Perpetual	

- d. Update your license by going to **Gateway of Tally → F1: Help → Settings → License → Manage License → F5: Update**

Note: To know or change the site's default TDL configuration, go to **Gateway of Tally → F1: Help → Settings → License → Manage Account**. In the webpage go to **Account Management → License Management** and look at the Deployment section in the right side of the pane.)

I have upgraded to a new Tally Prime Release. What will happen?

Normally, the add-on will work fine without any glitches. If you face problems with the Add-on, you can contact us for support.

TDL Management screen shows errors with the Add-on. What do I do?

Check whether the error is because of the Add-on or because of clashes between 2 TDLs (An add-on is also a TDL). In case of clashes, disable one or more TDLs and check which TDL has the error. If the Add-on has a problem, you can report it to us.

My Tally went into educational mode after installing the add-on. What do I do?

go to **Gateway of Tally → F1: Help → Settings → License → Manage Account**. In the webpage go to **Account Management → License Management** and look at the Deployment section. Select **Not Applicable** for TDL Configuration and the Add-On is removed for the license. Now **Update the license** from the product.

How do I cross upgrade the Add-on from Silver to Gold Edition?

Go to **F1: Help → TallyShop**. A web page for TallyShop shall open. Choose the add-on for which the edition needs to be changed. Update the license and restart Tally after download.

My Subscription for the Add-on has expired. How do I renew my subscription?

Go to **F1: Help → TallyShop**. A web page for TallyShop shall open. Choose the add-on for which the subscription is required to be renewed.

Will this add-on work in remote session?

Yes, this add-on will work remotely.